



The following guide is for old BlackBerry's only. This guide does not apply to newer 4.2 devices.

Trackem Plus – Step 1

From your BlackBerry

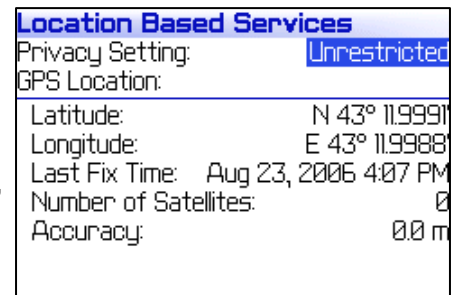
- Start by deleting the cache from your device. To do this, follow the steps below.
- Internet Browser
 - Options
 - Cache Operations – Clear



- Exit out of the browser back to the main screen

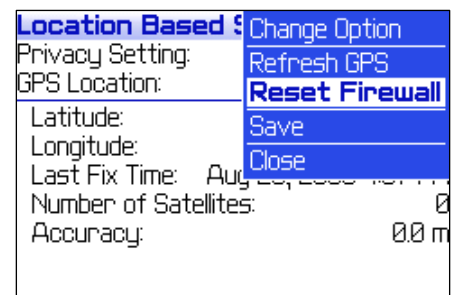
Step 2

- From the Main Screen
- Click "Options"
 - Scroll to "Location Based Services"
 - Changed "Privacy Setting" to "Unrestricted"
 - Save



Step 3

- From the Main Screen
- Click "Options"
 - Scroll to "Location Based Services"
 - Click the wheel and select "Reset Firewall"





Step 4

- Click on the link that has been emailed to you from SiM.
- You can also access this from your web browser.
- <http://maps.trackem.com/download/bb/75x/latest/TrackemPlus.jad>
- Click download.

Step 5

- Once downloaded, run Trackem Plus.
- You will be prompted **twice** to grant permissions
- Select “all http connections”
- Select “Allow this connection”

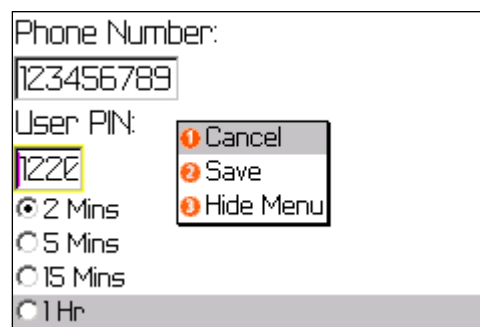


Step 6

- From the main menu, choose **advanced options** and then **applications**. Click the wheel on 'TrackemPlus' and choose 'Edit Permissions'. Change the 'Connections' setting to **allow** by clicking the wheel and choosing change option.
- Click the wheel and save.

Step 7

- Once downloaded run Trackem Plus.
- Go to “Set-up”
- Go to “Settings”
- Enter your phone number with area code and PIN number. PIN number is always the last 4 digits of your phone number.
- Save



**Step 8**

- Once Trackem is running and you want to hide it in the background, simply press the “ALT” key (located on the bottom left hand corner of the keyboard) and the ESC key (located on the right side of the BlackBerry unit, just below the scroll wheel).
- To exit the application completely and turn Trackem Plus off. Press the “ESC” key (located on the right hand side of the BlackBerry unit).
- Trackem Plus does not support the auto-run feature. You must manually launch the application when you power up your handset. If your battery runs low, the application will appear to be running but all data transmissions will have stopped. You must turn off the application then restart it when you battery is charged up.

Download Successful

- You have now successfully loaded your BlackBerry with Trackem Plus.
- If you have any questions or concerns please contact SiM at 1-866-868-7225 or support@trackem.ca

Now you will never get lost again!